






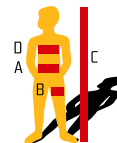






| | typ spony | černá verze | kód | velikost | hmotnost M/L [g] | obvod pasu [cm/in] | obvod nohaviček [cm/in] | výška [cm] |
|---|-----------------|-------------|-----------|----------|------------------|--------------------|-------------------------|------------|
|  | standard | ano | W00780R02 | S | 2155 | 65-80 / 25-31 | 45-60 / 18-24 | 150-170 |
| | | ano | W00780R03 | M/L | | 75-100 / 29-39 | 50-75 / 19-29 | 160-180 |
| | | ano | W00780R05 | XL | | 85-130 / 33-51 | 50-75 / 19-29 | 175-205 |
| | speed | ano | W00790R02 | S | 2415 | 65-80 / 25-31 | 45-60 / 18-24 | 150-170 |
| | | ano | W00790R03 | M/L | | 75-100 / 29-39 | 50-75 / 19-29 | 160-180 |
| | | ano | W00790R05 | XL | | 85-130 / 33-51 | 50-75 / 19-29 | 175-205 |
| | speed steel | ne | W00800R02 | S | 2685 | 65-80 / 25-31 | 45-60 / 18-24 | 150-170 |
| | | ne | W00800R03 | M/L | | 75-100 / 29-39 | 50-75 / 19-29 | 160-180 |
| | | ne | W00800R05 | XL | | 85-130 / 33-51 | 50-75 / 19-29 | 175-205 |
|  | standard | ano | W00820R02 | S | 1777 | 65-80 / 25-31 | 45-60 / 18-24 | 150-170 |
| | | ano | W00820R03 | M/L | | 75-100 / 29-39 | 50-75 / 19-29 | 160-180 |
| | | ano | W00820R05 | XL | | 85-130 / 33-51 | 50-75 / 19-29 | 175-205 |
| | speed | ano | W00810R02 | S | 2075 | 65-80 / 25-31 | 45-60 / 18-24 | 150-170 |
| | | ano | W00810R03 | M/L | | 75-100 / 29-39 | 50-75 / 19-29 | 160-180 |
| | | ano | W00810R05 | XL | | 85-130 / 33-51 | 50-75 / 19-29 | 175-205 |
|  | stainless steel | ne | W0074BR03 | M/L | 1700 | 75-100 / 29-39 | 50-75 / 19-29 | 160-180 |
| | | ne | W0074BR05 | XL | | 85-130 / 33-51 | 50-75 / 19-29 | 175-205 |
|  | mix | ne | W0051BR03 | M/L | 3350 | 80-110/31-43 | 50-75/20-29 | 160-180 |
| | | ne | W0051BR05 | XL | | 100-130/39-51 | 50-75/20-29 | 175-205 |
|  | standard | ano | W0063BB02 | S | 1620 | 65-80/25-31 | 45-60/18-24 | 150-170 |
| | | ano | W0063BB03 | M/L | | 75-100/29-39 | 50-75/20-29 | 160-180 |
| | | ano | W0063BB05 | XL | | 85-130/33-51 | 50-75/20-29 | 175-205 |
| | speed steel | ano | W0064BB02 | S | 2450 | 65-80/25-31 | 45-60/18-24 | 150-170 |
| | | ano | W0064BB03 | M/L | | 75-100/29-39 | 50-75/20-29 | 160-180 |
| | | ano | W0064BB05 | XL | | 85-130/33-51 | 50-75/20-29 | 175-205 |
|  | standard | ne | W0086B002 | S | 2100 | 55-80/22-31 | 45-60/18-24 | 150-170 |
| | | ne | W0086B003 | M/L | | 75-100/29-39 | 50-75/20-29 | 160-180 |
| | | ne | W0086B005 | XL | | 85-130/33-51 | 50-75/20-29 | 175-205 |
|  | mix | ne | W0087BY01 | XS | 1195 | | | 125-155 |
| | | ne | W0087BY03 | S/M/L | | | | 150-185 |
| | | ne | W0087BY05 | XL/XXL | | | | 180-210 |



| | typ spony | černá verze | kód | velikost | hmotnost M/L [g] | obvod pasu [cm/in] | obvod nohaviček [cm/in] | výška [cm] |
|---|---------------|-------------|-----------|----------------|------------------|--------------------|-------------------------|------------|
| TARZAN  | mix | ne | W0050BR02 | XS-S | 1530 | 50-80 / 20-31 | 45-60 / 18-24 | 145-165 |
| | | ne | W0050BR05 | M-XL | | 70-130 / 27-51 | 50-75 / 19-29 | 160-205 |
| TARZAN LIGHT  | standard | ne | C5036BR | UNI | 990 | 60-130/24-51 | 35-70/14-27 | 150-200 |
| BODY II  | standard | ano | W0068BR03 | S/M/L | 1090 | | | 150-185 |
| | | ano | W0068BR05 | XL/XXL | | | | 180-210 |
| | speed | ano | W0071BR03 | S/M/L | 1240 | | | 150-185 |
| | | ano | W0071BR05 | XL/XXL | | | | 180-210 |
| ALADIN  | double buckle | ano | C5056 | UNI | 240 | | | |
| RL CHEST  | RL buckle | ano | W0200BB | UNI | | | chest max. 125/49 | |
| SIT WORKER 3D  | standard | ano | W0075DR02 | S | 1195 | 65-80 / 25-31 | 45-60 / 18-24 | |
| | | ano | W0075DR03 | M/L | | 75-100 / 29-39 | 50-75 / 19-29 | |
| | | ano | W0075DR05 | XL | | 85-130 / 33-51 | 50-75 / 19-29 | |
| | speed | ano | W0076DR02 | S | 1515 | 65-80 / 25-31 | 45-60 / 18-24 | |
| | | ano | W0076DR03 | M/L | | 75-100 / 29-39 | 50-75 / 19-29 | |
| | | ano | W0076DR05 | XL | | 85-130 / 33-51 | 50-75 / 19-29 | |
| | speed steel | ne | W0077DR02 | S | 1650 | 65-80 / 25-31 | 45-60 / 18-24 | |
| ne | | W0077DR03 | M/L | 75-100 / 29-39 | | 50-75 / 19-29 | | |
| ne | | W0077DR05 | XL | 85-130 / 33-51 | | 50-75 / 19-29 | | |
| URBAN II  | standard | ano | W0022BB02 | S | 850 | 65-80 / 25-31 | 45-60 / 18-24 | |
| | | ano | W0022BB03 | M/L | | 75-100 / 29-39 | 50-75 / 19-29 | |
| | | ano | W0022BB05 | XL | | 85-130 / 33-51 | 50-75 / 19-29 | |
| STRIKE  | speed | ano | W0021BB02 | S | 580 | 60-80 / 24-31 | 50-55 / 20-22 | |
| | | ano | W0021BB03 | M | | 70-90 / 28-35 | 55-60 / 22-24 | |
| | | ano | W0021BB04 | L | | 80-100 / 31-39 | 60-65 / 24-26 | |
| | | ano | W0021BB05 | XL | | 90-110 / 35-39 | 65-70 / 26-28 | |
| TIMBER 3D  | mix | ne | W0061DR03 | M/L | 1860 | 70-100 / 28-39 | 50-65 / 20-25 | |
| | | ne | W0061DR05 | XL | | 85-130 / 33-51 | 55-75 / 22-29 | |
| POLE II  | RL buckle | ne | W0073BR02 | S | 450 | 65-80 / 25-31 | | |
| | | ne | W0073BR03 | M/L | | 75-100 / 29-39 | | |
| | | ne | W0073BR05 | XL | | 85-130 / 33-51 | | |